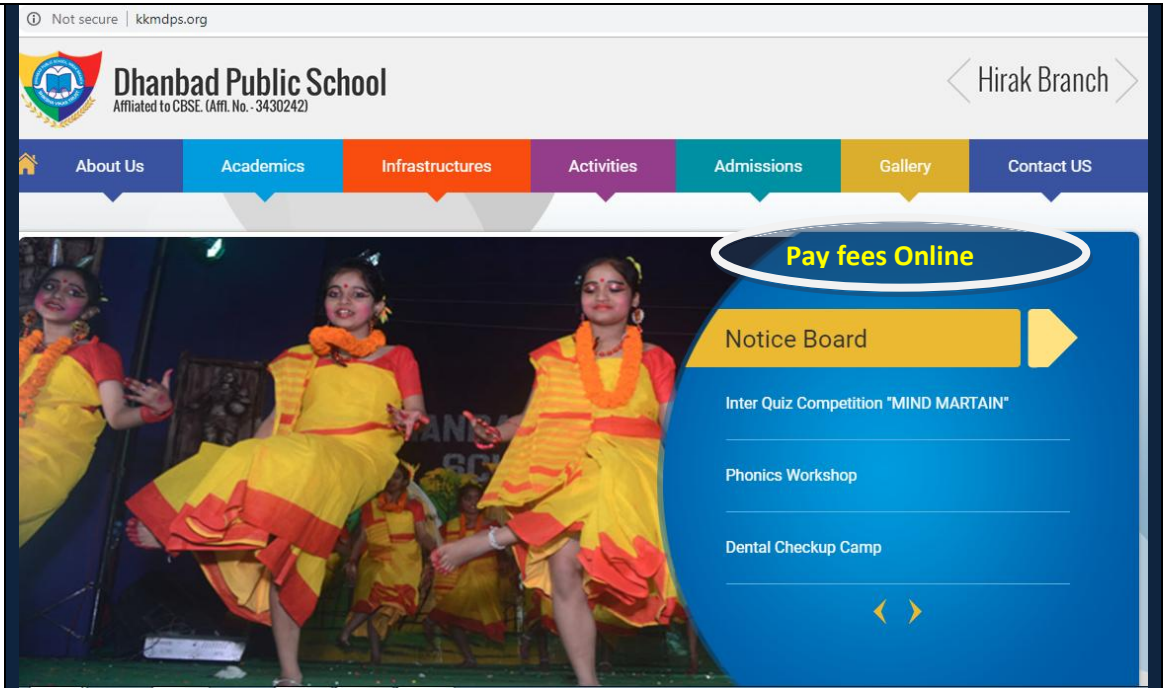


STEP 1:

Please log on to <http://kkmdps.org/>

and click on the **Pay fees online**

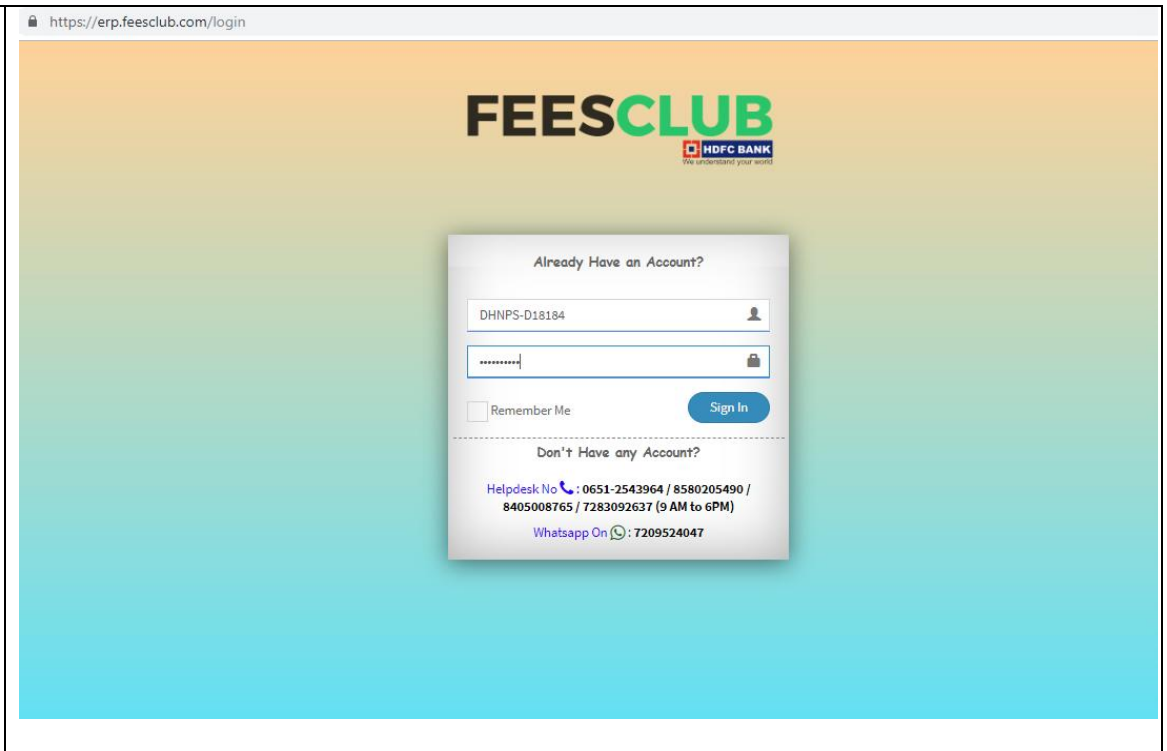


STEP 2:

Enter the **USERNAME** in the pattern of "DHNPS-ADMISSIONNO" (DHNPS-D18184)

PASSWORD will be "PHONE NO (9876543210)

Click on **Sign In**



STEP 3:

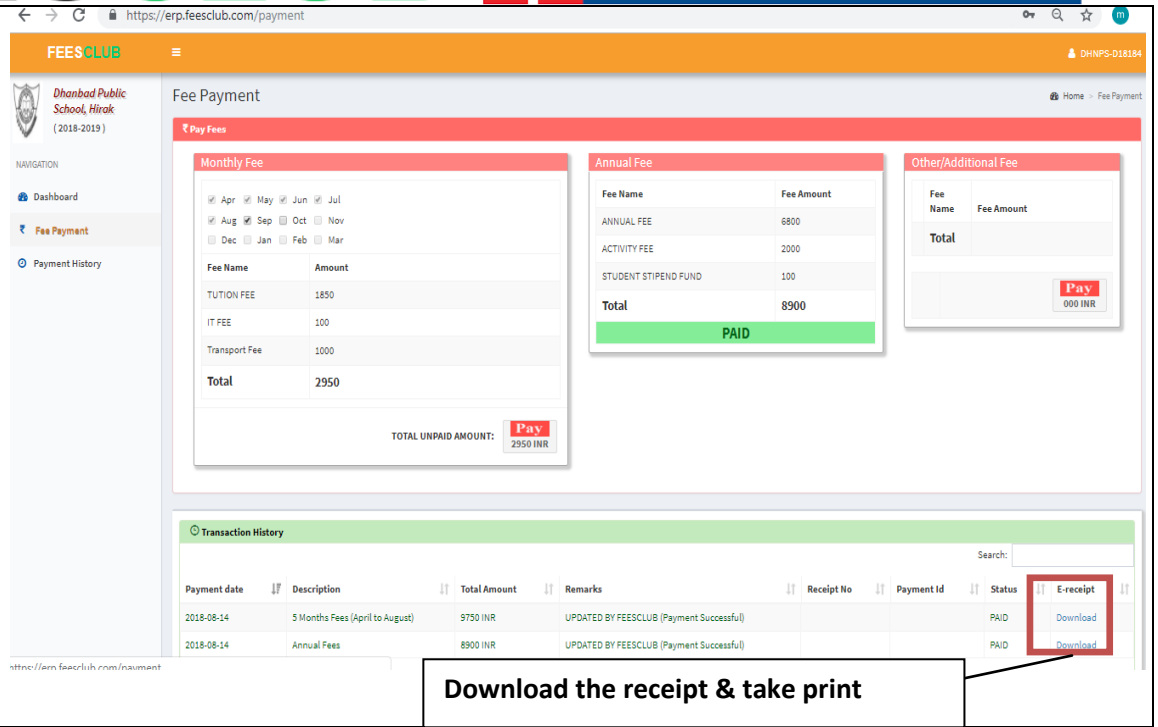
You will be directed to the dashboard page where you can click to **₹ payment** icon



*All figures are for illustrative purpose only

STEP 4:

Select the months for which wants to pay and review the amount, if it is perfect then click on **Pay** option highlighted in red and ready with **debitcard, credit card or netbanking** and fill the details & pay. Once the payment complete, you can **download the receipt** from below.



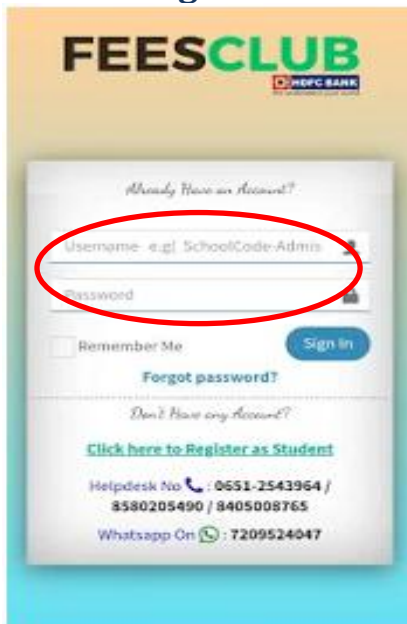
Download the receipt & take print

ONLINE FEE PAYMENT – Mobile Based Solution


STEP 1 - Go to Play Store and download our app – **FEESCLUB FEE**.



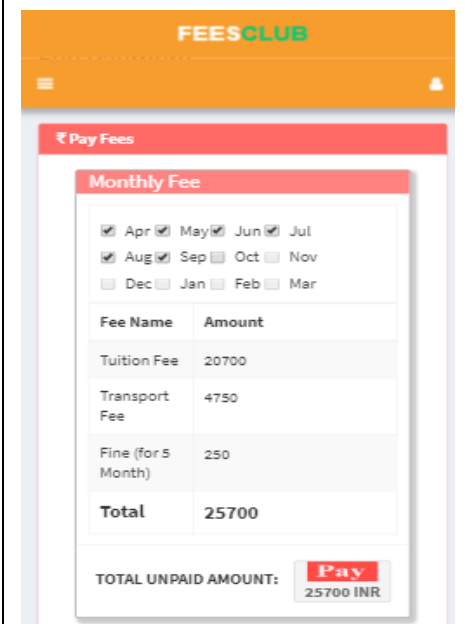
STEP 2 - Use your credentials sent on your registered mobile number to **sign in**.



STEP 3 - Go on to the menu option and select **Payments** option.



STEP 4 - Select the fees to be paid and click on **Pay Now**



*All figures are for illustrative purpose only

STEP 5 - Proceed to pay

Name : YASH SINGH Class : 11--A Category : NONE
Total Fee : 25700

Important Instructions While Doing Online Payment

- Do not Press Refresh, Back or Close tabs or browser arrow while transaction is going on.
- Please wait till page redirects back to Feesclub after transaction..
- In case of network glitch, slow down or failure or session timeout during the payment or transaction, please check whether your bank account has been debited or not before initiating the second payment and accordingly resort to one of the following options:
 - In case the Bank Account appears to be debited , please do not try to do payment twice . and immediately thereafter contact us to confirm payment. In Case Payment is not received by school , then the bank will credit amount back to concerned account within 8 to 10 working days
 - In case , the Bank Account is not debited, You can initiate a fresh transaction to make payment.
- If there is no payment acknowledgement with payment receipt after Payment Confirmation from Payment Gateway .Please contact us on our Whatsapp No.

[Online Payment Terms and Conditions . \(Click to read...\)](#)

Pay
25700 INR

STEP 6 - You will be directed to a payments page where you can choose to pay via **credit / debit card or net banking.**

MILDTRIX BUSINESS


21989

English

INR 25700.00


Order #: DAVH-20890-21989 [View Breakup](#)
Order Amount: 25700.00
Total Amount: INR 25700.00

Payment Information

Credit Card > Card Number 

Debit Cards

Net Banking

Expiry Date: Month Year CVV 

I agree with the [Privacy Policy](#) by proceeding with this payment.

INR 25700.00 (Total Amount Payable)

STEP 7 - There after you can go on to the paid fee tab on the payments tab and **download the receipt.**

